

# Hi-Q Components


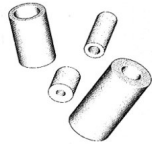
Hi-Q Electronics Ltd, PO Box 302 015, North Harbour, Auckland, New Zealand Ph + 64 9 415 3333 Fax + 64 9 415 8686

## 2BV & 3BV Series

★ M2.5 & M3 Clearance

★ Precise Lengths

Material: White Nylon, UL94V-2



### Tolerances:

O.D. ± .13mm, I.D. ± 0.13mm

Length 1-13mm is ± 0.13mm

14-24mm is ± 0.25mm

Length mm	ID 2.7		OD 4.2		ID 3.2		OD 6.3	
	1	01-2BV01		01-3BV01		01-3BV01		
2	01-2BV02		01-3BV02		01-3BV02			
3	01-2BV03		01-3BV03		01-3BV03			
4	01-2BV04		01-3BV04		01-3BV04			
5	01-2BV05		01-3BV05		01-3BV05			
6	01-2BV06		01-3BV06		01-3BV06			
7	01-2BV07		01-3BV07		01-3BV07			
8	01-2BV08		01-3BV08		01-3BV08			
9	01-2BV09		01-3BV09		01-3BV09			
10	01-2BV10		01-3BV10		01-3BV10			
12	01-2BV12		01-3BV12		01-3BV12			
14	01-2BV14		01-3BV14		01-3BV14			
16	01-2BV16		01-3BV16		01-3BV16			
18	01-2BV18		01-3BV18		01-3BV18			
20	01-2BV20		01-3BV20		01-3BV20			
24	01-2BV24		01-3BV24		01-3BV24			

The 2BV and 3BV Series are also available in lengths from 0.76mm thru to 31.8mm in 0.13mm increments as for other Bivar series listed below:

Series	ID	OD
901	0.71	2.2
902	0.81	3.2
903	1.2	4.0
904	1.6	4.7
905	3.7	6.4
906	2.2	3.8
908	3.2	4.7
910	2.3	6.4
912	4.3	6.4
913	2.3	4.7
937	2.3	3.2
938	0.81	2.2
939	1.2	3.2
940	1.6	4.0
941	3.4	5.8

Minimum order of 100 pieces for special lengths in BV and 900 series.

## Metric NE Series

Heat Stabilised Black Nylon - Temperature Index 85°C

Length mm	M2.5 Clear		M3 Clear		M3 Clear		M4 Clear		M5 Clear		M6 Clear	
	ID 2.6	OD 4.0	ID 3.2	OD 5.0	ID 3.2	OD 6.0	ID 4.3	OD 8.0	ID 5.3	OD 10.0	ID 6.3	OD 10.0
2.0	01-2NE02		01-3NE02		-		-		-		-	
3.0	01-2NE03		01-3NE03		01-3NF03		01-4NE03		01-5NE03		01-6NE03	
5.0	01-2NE05		01-3NE05		01-3NF05		01-4NE05		01-5NE05		01-6NE05	
7.5	01-2NE08		01-3NE08		01-3NF08		01-4NE08		01-5NE08		01-6NE08	
10.0	01-2NE10		01-3NE10		01-3NF10		01-4NE10		01-5NE10		01-6NE10	
15.0	01-2NE15		01-3NE15		01-3NF15		01-4NE15		01-5NE15		01-6NE15	
20.0	01-2NE20		01-3NE20		01-3NF20		01-4NE20		01-5NE20		01-6NE20	
25.0	-		-		01-3NF25		-		-		01-6NE25	
30.0	-		-		01-3NF30		-		-		01-6NE30	

## Imperial Series Clearance Spacers - Nylon 6/6 Natural

Length Mm	M3		M4		#6 Self Tapping		M4		M6	
	ID 2.9*	OD 4.8	ID 4.3	OD 6.3	ID 3.6	OD 8.0	ID 4.3	OD 8.0	ID 6.5	OD 12.7
3.2	01-3NA03		01-4NA03N		01-36NB03		01-4NB03		01-6NB03	
4.8	01-3NA05		01-4NA05N		01-36NB05		01-4NB05		01-6NB05	
6.3	01-3NA06		01-4NA06N		01-36NB06		01-4NB06		01-6NB06	
8.0	01-3NA08		01-4NA08N		01-36NB08		01-4NB08		01-6NB08	
9.5	01-3NA09		01-4NA09N		01-36NB09		01-4NB09		01-6NB09	
11.1	01-3NA11		01-4NA11N		01-36NB11		01-4NB11		01-6NB11	
12.7	01-3NA13		01-4NA13N		01-36NB13		01-4NB13		01-6NB13	
15.9	01-3NA16		01-4NA16N		01-36NB16		01-4NB16		01-6NB16	
19.1	01-3NA19		01-4NA19N		01-36NB19		01-4NB19		01-6NB19	
25.4	01-3NA25		01-4NA25N		01-36NB25		01-4NB25		01-6NB25	

Tolerances of Metric and Imperial Spacers : ID +/- 0.13 OD +/- 0.39 Length +/- 0.39mm

\*Some M3 screws can be a tight fit with the 3NA series . Check fit with samples before use.

Wide range of non stock sizes available up to 54mm OD .

# Hi-Q Components

Hi-Q Electronics Ltd, PO Box 302 015, North Harbour, Auckland, New Zealand Ph + 64 9 415 3333 Fax + 64 9 415 8686

## Spacers Self Retaining in PCB or Panel

- ★ Spacer snaps into PCB or panel to maintain spacing even when screw is removed.
- ★ Use with PC Boards or panels where the strength of a steel bolt is required.


**M3 Screw**      **PCB Hole**  
**Clearance**      **4.8mm**

Part No	I.D. 3.3mm O.D. 6.4mm Length L mm
01-3SR03	3.3
01-3SR05	4.8
01-3SR06	6.3
01-3SR08	8.0
01-3SR10	9.5
01-3SR13	12.7
01-3SR16	15.9

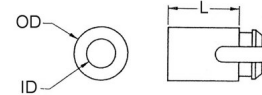
**M4 Screw**      **PCB Hole**  
**Clearance**      **5.9 mm**

Part No	I.D. 4.3mm O.D. 7.1mm Length L mm
01-4TR09	9.5
01-4TR13	12.7

Nylon 6/6 Natural



3SR Series




## Spacers Self Retaining on Screw

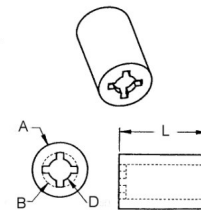
- ★ Spacers have small fingers at one end to grip screw shank.
- ★ The spacer remains attached to the screw for quick assembly.

Part No.	Metric Screw	ø A mm	ø B mm	ø D mm
01-SPRT03 xx	M2.5	6.4	2.9	2.0
01-SPRT04 xx	M3	6.4	4.0	2.6
01-SPRT05 xx	M4	7.9	5.0	3.3
01-SPRT06 xx	M5	9.5	6.1	3.9
01-SPRT07 xx	M5/M6	12.7	7.0	4.5
01-SPRT10 xx	M8	12.7	9.5	5.9

Std. Lengths : xx = 03 (3.2mm), 05 (4.8mm), 06 (6.3mm), 08 (7.9)  
10 (9.5mm), 13 (12.7 mm), 16 (15.9), 19 (19.1 mm) & 25 (25.4mm)  
Material: Nylon 6/6 Natural



SPRT Series



## Spacers Self Retaining on Screw

- ★ Ribbed inner wall design assures a snug fit on to M3 & M4 screws.
- ★ Enables spacers to remain pre-assembled during handling and assembly.
- ★ Material Grey : Rigid PVC – UL94VO.

Part No.	Screw size	OD mm	Minor ID mm	ID mm	Length xx mm
01-BSRS4 - xxx	M3	6.4	2.9	3.7	.050 – 1.250" or 1 – 31 mm
01-BSRS5 - xxx	M4	6.4	3.9	4.7	.050 – 1.250" or 1 – 31 mm

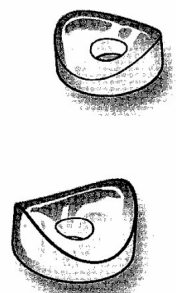
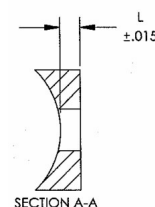
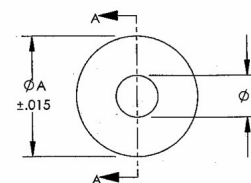
Length if expressed in inches must be in even multiples of 0.005" e.g. 0.25" xxx = 250  
or in whole millimetres e.g. 12mm xx = 12  
Also available for #4, #6 and #8 screws.



## Coved Spacers

- ★ Nylon 6/6, for fixing parts to rods, tubes, curved contours

Part No.	Tube Dia	A mm	B mm	L mm
01-CSP19066	19.05	19.05	6.60	3.18
01-CSP22265	22.23	21.41	6.53	3.96
01-CSP25455	25.40	21.21	5.54	12.70
01-CSP25466	25.40	25.40	6.60	6.35
01-CSP25482	25.40	25.40	8.26	6.35
01-CSP27963	27.94	25.40	6.35	3.18
01-CSP28595	28.58	22.23	9.53	6.35


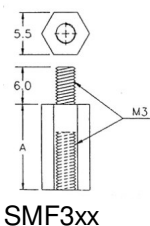


# Hi-Q Components

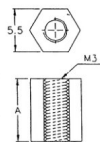
Hi-Q Electronics Ltd, PO Box 302 015, North Harbour, Auckland, New Zealand Ph + 64 9 415 3333 Fax + 64 9 415 8686

## Metric Threads


- ★ Rigidly secure means of supporting PCB. ★ Versatile with easy removal.
- ★ Useful for stacking PC Boards. ★ For metric thread applications ★ Nylon 6/6



SMF Series



MFF3xx



MFF Series

### Male/Female

Length A mm	M2 Part No.	M3 Part No.	M4 Part No.
5.0	02-SMF205	-	-
6.0	-	02-SMF306	02-SMF406
8.0	02-SMF208	02-SMF308	02-SMF408
9.0	-	02-SMF309	-
10.0	02-SMF210	02-SMF310	02-SMF410
11.0	-	02-SMF311	-
12.0	-	02-SMF312	02-SMF412
12.7	-	02-SMF313	-
15.0	02-SMF215	02-SMF315	-
16.0	-	02-SMF316	02-SMF416
18.0	-	02-SMF318	-
19.0	-	02-SMF319	-
20.0	-	02-SMF320	02-SMF420
22.0	-	02-SMF322	-
25.0	-	02-SMF325	02-SMF425
30.0	-	02-SMF330	02-SMF430

### Female/Female

Length A mm	M3 Part No.
6.3	02-MHP306
9.5	02-MHP310
12.7	02-MHP313
15.9	02-MHP316
19.1	02-MHP319
22.2	02-MHP322
25.4	02-MHP325

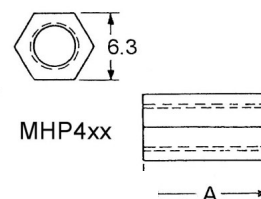
Note : Female/Female  
For lengths 19mm and longer the thread is 9.5mm from each end and not continuous through.  
04-MHP3 is 6.3 across flats

### Female/Female

Length A mm	M3 Part No.	M4 Part No.
6.0	02-MFF306	02-MFF406
8.0	02-MFF308	02-MFF408
10.0	02-MFF310	02-MFF410
11.0	02-MFF311	02-MFF411
12.0	02-MFF312	02-MFF412
12.7	02-MFF313	02-MFF413
15.0	02-MFF315	-
16.0	-	02-MFF416
17.0	02-MFF317	-
18.0	02-MFF318	-
20.0	02-MFF320	02-MFF420
25.0	02-MFF325	02-MFF425
30.0	02-MFF330	02-MFF430
32.0	02-MFF332	-

### Female/Female

Length A mm	M4 Part No.
6.3	02-MHP406
9.5	02-MHP410
12.7	02-MHP413
15.9	02-MHP416
19.1	02-MHP419
22.2	02-MHP422
25.4	02-MHP425



Note : Female/Female  
For lengths 19mm and longer the thread is 9.5mm from each end and not continuous through.

# Hi-Q Components

Hi-Q Electronics Ltd, PO Box 302 015, North Harbour, Auckland, New Zealand Ph + 64 9 415 3333 Fax + 64 9 415 8686

## UNC Threads

- ★ Versatile range of components ★ Spacing up to 50.8 mm.
- ★ A range of UNC Screws(p5), Nuts(p6) Washers(p7) & Clearance Spacers(p3) available to give considerable flexibility as well as a good finish.

### Male/Female

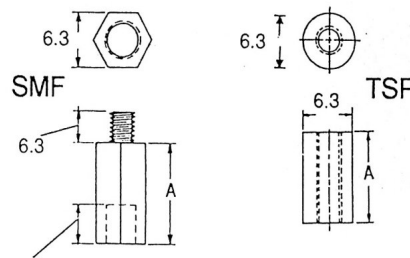
Length A mm	UNC 6-32 Part No.
6.3	02-SMF6-06
9.5	02-SMF6-10
12.7	02-SMF6-13
15.9	02-SMF6-16
19.1	02-SMF6-19
22.2	02-SMF6-22
25.4	02-SMF6-25
31.8	02-SMF6-32
38.1	02-SMF6-38
44.5	02-SMF6-44
50.8	02-SMF6-50

Nylon 6/6

### Thread UNC 6-32

Clearance Hole 3.6mm

Depth of thread is 6.3mm min. except for SMF6-06 depth which is 5.5mm minimum



### Female/Female

Length A mm	UNC 6-32 Part No.
9.5	02-TSP6-10
12.7	02-TSP6-13
15.9	02-TSP6-16
19.0	02-TSP6-19
25.4	02-TSP6-25
31.8	02-TSP6-32
38.1	02-TSP6-38

On TSP6-19 and above the thread is 9.5 mm from each end and not continuous Nylon 6/6

### Male/Female

Length A mm	UNC 8-32 Part No.
6.3	02-SMF8-06
9.5	02-SMF8-10
12.7	02-SMF8-13
15.9	02-SMF8-16
19.1	02-SMF8-19
22.2	02-SMF8-22
25.4	02-SMF8-35
31.8	02-SMF8-32
38.1	02-SMF8-38
44.5	02-SMF8-44
50.8	02-SMF8-50

Nylon 6/6

### Thread UNC 8-32

Depth of thread is 9.53mm min. except for SMF8-06 depth which is 5.5mm minimum Length of threaded stud is 9.53mm