

Hi-Q Components

Hi-Q Electronics Ltd, PO Box 302 015, North Harbour, Auckland, New Zealand Ph +64 9 415 3333 Fax +64 9 415 8686

SR Flange Covers, made from flexible PVC, cover and protect faces and edges of flanges, threads, flared or beaded tubes and ducts. Design allows for easy snap-on application without the use of tools, yet provides a snug, conforming fit. Excellent for protecting against contamination, nicks or abrasion of parts during shipping.

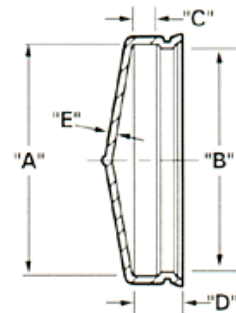


Features

- * Snap ring design provides for easy application and removal .
- * Durable material split or warp
- * Covers are reusable.

Applications

Flanges, Threads, Flared or Beaded Tubes and Ducts. Protection during storage. Paint Masks. Shipping Covers.



Colours

Standard stock colour is Yellow.

Material

75 durometer PVC with a glossy finish.
See material chart for specifications.

Part Number	A in.	A mm	B	C	D	E
14-FVSR0900	0.900	22.9	19.7	9.5	15.9	1.5
14-FVSR1025	1.025	26.0	22.9	9.5	15.9	1.5
14-FVSR1150	1.150	29.2	26.0	9.5	15.9	1.5
14-FVSR1525	1.525	38.7	35.7	9.5	15.9	1.5
14-FVSR1650	1.650	41.9	38.7	9.5	15.9	1.5
14-FVSR1900	1.900	48.3	41.9	9.5	15.9	1.5
14-FVSR2025	2.025	51.4	46.4	9.5	15.9	1.5
14-FVSR2150	2.150	54.6	48.4	9.5	15.9	1.5
14-FVSR2400	2.400	61.0	54.6	9.5	15.9	1.5
14-FVSR2650	2.650	67.3	61.0	9.5	15.9	1.5
14-FVSR2900	2.900	73.7	67.3	9.5	15.9	1.8
14-FVSR3125	3.125	79.4	73.7	9.5	15.9	1.8
14-FVSR3400	3.400	86.4	80.0	9.5	15.9	1.8
14-FVSR3650	3.650	92.7	86.4	9.5	15.9	1.8
14-FVSR3900	3.900	99.1	92.7	9.5	15.9	1.8
14-FVSR4150	4.150	105.4	99.1	9.5	15.9	1.8
14-FVSR4400	4.400	111.8	105.4	9.5	15.9	1.8
14-FVSR4650	4.650	118.1	111.8	9.5	15.9	1.8
14-FVSR4900	4.900	124.5	118.1	9.5	15.9	1.8
14-FVSR5150	5.150	130.8	124.5	9.5	15.9	1.8

Hi-Q Components

Hi-Q Electronics Ltd, PO Box 302 015, North Harbour, Auckland, New Zealand Ph +64 9 415 3333 Fax +64 9 415 8686

ASA Vinyl Flange Covers unique design protects critical flange faces, preventing interior damage and contamination. Covers fit most American Standard Association Navy and Military sizes. Flange Covers won't warp, swell, tear or split.

Features

- * Resists weather, moisture and chemicals.
- * Cushions against abrasive contacts.

Applications

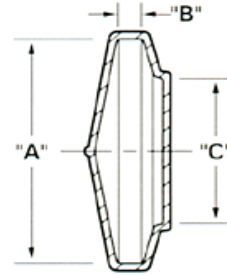
Flanges and Joints, Valves, Vessels & Pipes

Colours

Standard stock colour is Yellow.

Material

75 durometer PVC with a glossy finish.
See material chart for specifications.



Part Number	A		B	C
	In.	mm.	mm.	mm.
14-FVASA088	3.48	88.39	10.16	63.12
14-FVASA095	3.75	95.25	12.70	69.85
14-FVASA098	3.87	98.30	13.72	72.64
14-FVASA107	4.25	107.95	11.68	82.80
14-FVASA118	4.66	118.36	12.70	91.95
14-FVASA123	4.87	123.70	17.27	99.06
14-FVASA127	5.00	127.00	15.75	101.60
14-FVASA133	5.25	133.35	19.30	107.95
14-FVASA152	6.00	152.40	17.15	114.30
14-FVASA155	6.12	155.45	20.96	129.79
14-FVASA165	6.50	165.10	22.86	139.70
14-FVASA177	7.00	177.80	20.32	152.40
14-FVASA190	7.50	190.50	22.86	165.10
14-FVASA209	8.25	209.55	33.02	182.88
14-FVASA228	9.00	228.60	25.40	203.96
14-FVASA254	10.03	254.76	22.23	228.60
14-FVASA273	10.75	273.05	38.10	247.14
14-FVASA279	11.00	279.40	25.40	255.27
14-FVASA317	12.50	317.50	36.58	292.10
14-FVASA342	13.50	342.90	25.40	317.50

Hi-Q Components

Hi-Q Electronics Ltd, PO Box 302 015, North Harbour, Auckland, New Zealand Ph +64 9 415 3333 Fax +64 9 415 8686

FC Vinyl Flange Covers design allows for quick and simple application. Fit is snug and conforms to a wide variety of flanged and beaded tubes. Covers are reusable and will not crack or split.

Features

- * Fits most standard joints and flared tubing.
- * Resists weather, moisture and chemicals.
- * Cushions against abrasive contacts.

Applications

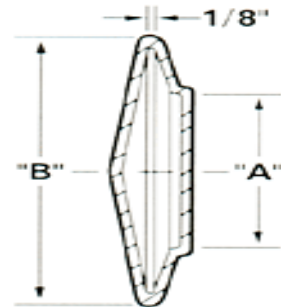
Shipping and storage caps, Paint masks
Dust and moisture barriers.

Colours

Standard stock colour is Yellow.

Material

75 durometer PVC with a glossy finish.
See material chart for specifications.



Part Number	A		B	
	Ins.	mm	Ins.	mm
14-FVFC017	0.68	17.27	1.31	33.27
14-FVFC023	0.93	23.62	1.55	39.37
14-FVFC025	1	25.4	1.62	41.15
14-FVFC033	1.31	33.27	1.93	49.02
14-FVFC038	1.5	38.1	2.195	55.75
14-FVFC050	2	50.8	2.695	68.45
14-FVFC055	2.18	55.37	2.86	72.64
14-FVFC063	2.5	63.5	3.18	80.77
14-FVFC074	2.93	74.42	3.56	90.42
14-FVFC076	3	76.2	3.6	91.44
14-FVFC088	3.5	88.9	4.155	105.54
14-FVFC101	4	101.6	4.69	119.13
14-FVFC107	4.25	107.95	4.94	125.48
14-FVFC114	4.5	114.3	5.19	131.83
14-FVFC120	4.75	120.65	5.44	138.18
14-FVFC127	5	127	5.69	144.53
14-FVFC133	5.25	133.35	5.94	150.88
14-FVFC139	5.5	139.7	6.19	157.23
14-FVFC152	6	152.4	6.69	169.93
14-FVFC165	6.5	165.1	7.19	182.63