

211-L-Vertical Toggle Clamps with Lock

Body Mounting Base: Horizontal

Part Number	F1 (N)	F2 (N)	F3 (N)	F4 (N)	Fi		Compression Screw	Angle	
					F1:Fi	F2:Fi		POS1	POS2
19-211-1	750	500	1000	680	12:1	8:1	M5 x 35	105 °	-
19-211-2	1200	700	1400	925	12:1	7.5:1	M6 x 40	105 °	-
19-211-3	2000	1400	2500	1560	11:1	8:1	M8 x 50	105 °	-

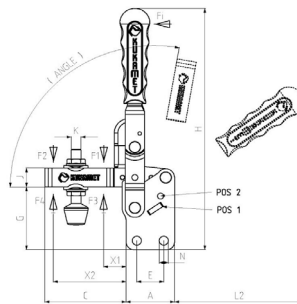
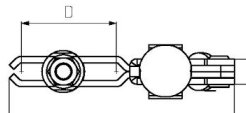
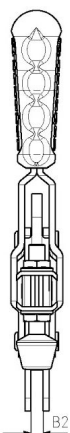


212 - Vertical Toggle Clamps

Body Mounting Base: Vertical

Part Number	F1 (N)	F2 (N)	F3 (N)	F4 (N)	Fi		Compression Screw	Angle
					F1:Fi	F2:Fi		
19-212-1	750	500	1000	680	12:1	8:1	M5 x 35	105 °
19-212-2	1200	700	1400	925	12:1	7.5:1	M6 x 40	105 °
19-212-3	2000	1400	2500	1560	11:1	8:1	M8 x 50	105 °
19-212-4	3000	2000	3300	2200	11.5:1	8:1	M10 x 70	135 °
19-212-5	4500	2500	5000	3000	12:1	7:1	M12 x 80	135 °

F1-F2 Exerting Force. F3-F4 Holding Capacity. Fi Applied Force



Part Number	A	B	C	D	E	F	G	H	J	K	L	L2	M	N	X1	X2
19-211-1	26	10	5	44	26	16	35	137	10	M5	70	75	-	5	18	34
19-211-2	32	10	5	62	42	16.5	39	154	13	M6	94	85	-	6	20	50
19-211-3	40	12	6	67	42	22.5	52	202	16	M8	107	110	-	7.5	25	52
19-211-4	52	16	8	100	67	32	70	262	20	M10	152	160	8.5	9	34	82
19-211-5	65	20	10	130	88	42	82	286	25	M12	195	165	-	9	42	107