Button Fix Type 1
Nylon PA6

Connects parallel panels where the emphasis is on strength. Highly versatile, it can be surface-mounted or semi-rebated into the panel, orientated for vertical or sideways assembly.



Part Number	Description
04-171001-1	Type 1 Fix
04-171001-11	Type 1 Fix + button fix for CSK wood screw

For easy screw positioning use the Red “Marker Tool”
Part number 04-171005-1.

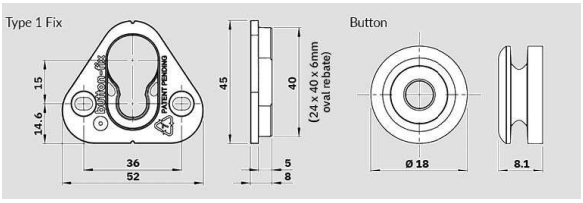

Button Fix Type 1 Flush
Nylon PA6

For applications where panel-to-panel contact is required. It fits a simple oval rebate and can be rebated into the edge of a panel of at least 28mm thick or the face of a panel of at least 18mm thick.



Part Number	Description
04-171018-1	Type 1 Flush Fix
04-171018-11	Type 1 Flush Fix + button fix for CSK wood screw

For easy screw positioning use the Red “Marker Tool”
Part number 04-171005-1.

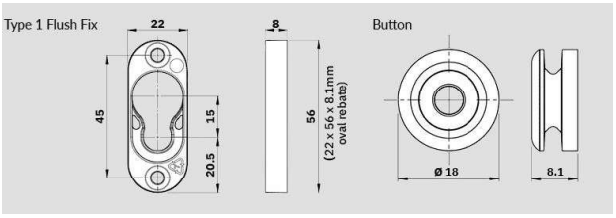

Button Fix Type 1 Bonded
ABS

For use where screw-fixing to the panel is not possible and bonding is the preferred option. It can be either surface-mounted or semi-rebated and works with a broad range of materials.



Part Number	Description
04-171017-1	Type 1 Bonded Fix
04-171017-11	Type 1 Bonded Fix + button fix for CSK wood screw

For easy screw positioning use the Red “Marker Tool”
Part number 04-171005-1.

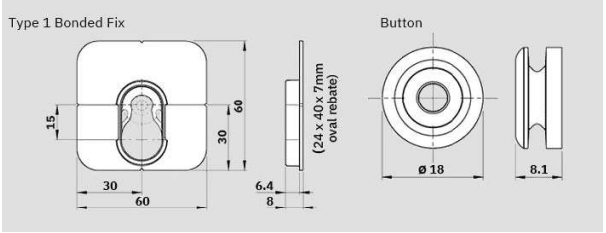

button-fix

Panel fixing made easy

Which button-fix?



Features of the Fix	Type 1	Type 1 Flush	Type 1 Bonded	Type 1 Metal	Type 2
Material	Nylon PA6	Nylon PA6	ABS	Zinc alloy	Nylon PA66
Connects face-to-face	●	●	●	●	
Connects at 90°					●
Drop down or sideways engagement	●	●	●	●	
Push-on engagement					●
For use on fire-retardant panels				●	
Surface-mounted	●	●	●	●	●
Semi-rebated/recessed	●		●	●	
Fully rebated/recessed		●			
Attached with screws	●	●		●	●
Bonded			●		
Minimum panel thickness	10mm (1)	18mm (2)	no restriction	10mm (1)	10mm (1)
Marker accessories (sold separately)	●	●	●	●	●
Router Multijig (sold separately)	●	●	●	●	
Multilingual instructions on the web	●	●	●	●	●
Independent load test reports (3)	●	●	●	●	●
2d DXF downloads on the website	●	●	●	●	●
3d CAD files available on request	●	●	●	●	●

(1) 10mm minimum with Varianta/Euro screws; 15mm minimum with wood screws
(2) Minimum panel thickness 28mm when rebating into the edge of the panel
(3) Type 1 Bonded test reports for specific adhesive/substrate combinations only

© Hi-Q Electronics Limited